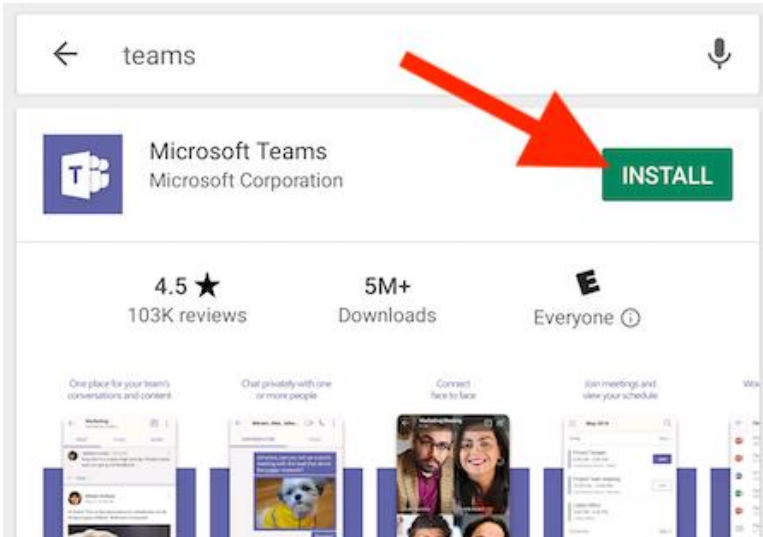


# Steps to log in on Mobile:

1. Type Microsoft Teams in Play Store/App Store and Install the App on your mobile.



2. Click Open



3. Click on Sign in

T-Mobile LTE 6:46 PM 84%

Microsoft Teams




Welcome to Microsoft Teams!  
A happier place for teams to  
work together.

Sign in

Sign up for free

4. Enter user name provided to your ward through school website and click on Sign in



Sign in using your work or school account.

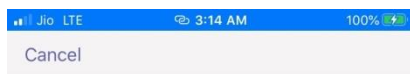
Sign-in address

Sign in

[Get help with signing in](#)



5. Enter password provided to your ward through school website and click on Sign in



Microsoft

██████████@rockfieldps.onmicrosoft.com

**Enter password**

Password

[Forgot my password](#)

[Sign in with another account](#)

Sign in

6. (a) Current Password —————> Enter the same password provided to your ward  
(b) New Password —————> Create a new password using alpha numeric, which includes Number, Symbol, Capital Letter & a Lower Case Letter

Example: "Rockfield@123"

- (c) Confirm Password —————> Enter the new alpha numeric password that you have created.

- (d) Click on sign in

Jio LTE 3:16 AM 100%

Cancel

Microsoft

[redacted]@rockfieldps.onmicrosoft.com

### Update your password

You need to update your password because this is the first time you are signing in, or because your password has expired.

Current password

New password

Confirm password

Sign in

Terms of use Privacy & cookies ...

7. Click Three times next and got it.



Have meetings and calls with audio, video and screen sharing.



Got it

8. Congratulations! You have successfully logged in the app for virtual class and do remember user name and password created by you for future log in.

